

# 2021 - 2022

## PINELAND LEARNING CENTER

HOURS: 8:00 am - 2:40 pm

EARLY DISMISSAL: 12:30 pm

JULY (S-19 T-20)						
S	M	T	W	TH	F	S
				1	2	3
4	5	6	7	8	9	10
11	12	13	14	15	16	17
18	19	20	21	22	23	24
25	26	27	28	29	30	31

AUGUST (S-11 T-11)						
S	M	T	W	TH	F	S
1	2	3	4	5	6	7
8	9	10	11	12	13	14
15	16	17	18	19	20	21
22	23	24	25	26	27	28
29	30	31				

SEPTEMBER (S-18 T-21)						
S	M	T	W	TH	F	S
			1	2	3	4
5	6	7	8	9	10	11
12	13	14	15	16	17	18
19	20	21	22	23	24	25
26	27	28	29	30		

OCTOBER (S-19 T-20)						
S	M	T	W	TH	F	S
					1	2
3	4	5	6	7	8	9
10	11	12	13	14	15	16
17	18	19	20	21	22	23
24	25	26	27	28	29	30
31						

NOVEMBER (S-18 T-18)						
S	M	T	W	TH	F	S
	1	2	3	4	5	6
7	8	9	10	11	12	13
14	15	16	17	18	19	20
21	22	23	*24	25	26	27
28	29	30				

DECEMBER (S-17 T-17)						
S	M	T	W	TH	F	S
			1	2	3	4
5	6	7	8	9	10	11
12	13	14	15	16	17	18
19	20	21	22	*23	24	25
26	27	28	29	30	31	

July 1	ESY Staff In-Service
July 6	ESY First Day for Students
August 16	ESY Last Day for Students
August 30-31	New Staff Orientation
September 1	Certified Staff In-Service
September 2	Staff In-Service
September 3	Staff In-Service
September 6	School Closed Labor Day
September 7	First Day For Students
September 7	Early Dismissal - Staff In-Service
September 8	Early Dismissal - Staff In-Service
September 16	Back to School Night
September 17	Early Dismissal
October 11	School Closed Columbus Day
October 12	Staff In-Service
November 4	School Closed NJEA Convention
November 5	School Closed NJEA Convention
November 12	1st Marking Period Ends
November 24	Early Dismissal
November 25-26	School Closed Thanksgiving
December 23	Early Dismissal
December 24-31	School Closed Winter Break
January 14	Staff In-Service
January 17	School Closed Martin Luther King Day
January 28	2nd Marking Period Ends
February 11	Early Dismissal - Staff In-Service
February 18-21	School Closed President's Weekend
February 25	Early Dismissal - Staff In-Service
March 10	Early Dismissal - Staff In-Service, Parent Teacher Conf.
March 11	Early Dismissal
March 14	Staff In-Service
April 8	3rd Marking Period Ends
April 15-22	School Closed Spring Break
May 27	Early Dismissal - Staff In-Service
May 30	School Closed Memorial Day
June 15	Early Dismissal - Staff In-Service
June 16	Early Dismissal - Staff In-Service
June 17	Early Dismissal - Staff In-Service
June 17	Last Day for Students
June 20	Staff In-Service

The school calendar must reflect 180 student days. If days are lost because of inclement weather or other reasons, additional days will be added to the calendar as needed on: January 14, March 14, June 20-24, and June 27-30.

Closings due to inclement weather will be announced on our website at [www.pinelandschool.org](http://www.pinelandschool.org), KYW 1060 AM (closing # 949), ABC News, and NBC News.

JANUARY (S-19 T-20)						
S	M	T	W	TH	F	S
						1
2	3	4	5	6	7	8
9	10	11	12	13	14	15
16	17	18	19	20	21	22
23	24	25	26	27	28	29
30	31					






FEBRUARY (S-18 T-18)						
S	M	T	W	TH	F	S
		1	2	3	4	5
6	7	8	9	10	11	12
13	14	15	16	17	18	19
20	21	22	23	24	25	26
27	28					

MARCH (S-22 T-23)						
S	M	T	W	TH	F	S
		1	2	3	4	5
6	7	8	9	10	11	12
13	14	15	16	17	18	19
20	21	22	23	24	25	26
27	28	29	30	31		

APRIL (S-15 T-15)						
S	M	T	W	TH	F	S
					1	2
3	4	5	6	7	8	9
10	11	12	13	14	15	16
17	18	19	20	21	22	23
24	25	26	27	28	29	30

MAY (S-21 T-21)						
S	M	T	W	TH	F	S
1	2	3	4	5	6	7
8	9	10	11	12	13	14
15	16	17	18	19	20	21
22	23	24	25	26	27	28
29	30	31				

JUNE (S-13 T-14)						
S	M	T	W	TH	F	S
			1	2	3	4
5	6	7	8	9	10	11
12	13	14	15	16	17	18
19	20	21	22	23	24	25
26	27	28	29	30		

-  School Closed Students & All Staff
-  School Closed Students & 10-Month Staff
-  School Closed for Students
-  Early Dismissal - Students
-  Early Dismissal - Students & 10-Month Staff

Extended School Year Hours:  
8:30 am - 1:30 pm

Numbers in parentheses represent the number of days for Students (S) and Teachers (T).